



OGrow Ultra-Deluxe 5 TIER PORTABLE GARDENHOUSE




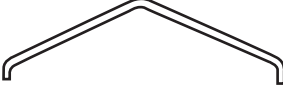
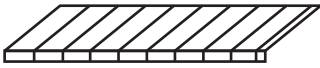

Model# OG2719-5T

IMPORTANT

Please check the pack contents before attempting to construct this '5 Tier Mini Greenhouse'.
A full list of parts and step by step instructions are given below.

STEP BY STEP INSTRUCTIONS

1. Assemble as shown. pushing uprights (B) and cross poles (C) firmly home into cross members (A) (Fig. 1).
2. Push roof arches (D) firmly into top cross members (Fig. 1).
3. Fit trays (W) as shown (Fig. 1).
4. When assembled slide cover (Y) over and secure with ties (→) in bottom corners (Fig. 2).

PACK CONTENTS			
A	(19 in.)		X12
B	(13.5 in.)		X20
C	(26.5 in.)		X15
D	(35 in.)		X2
W			X5
Y			X1

Capacity
75 lbs per shelf

Fig. 1

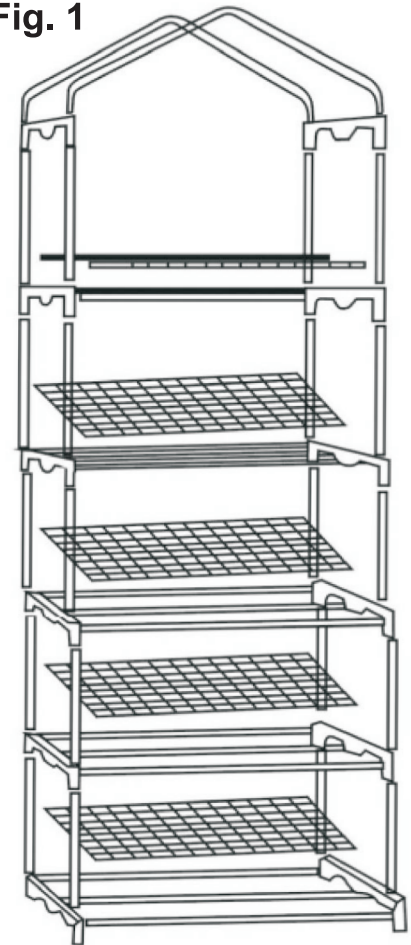


Fig. 2

**NO TOOLS
REQUIRED**

NOTE: When door is unzipped and rolled up, it can be held open by the tie provided

